



Delivering your vision in timber



Image courtesy of Lunawood Thermowood®

Premier Claddings offer a range of species, profiles and treatments designed to suit your individual style, budget and project needs.

THE NATURAL CHOICE

Strong, lightweight and durable, timber cladding provides a protective, natural and uniquely decorative facade which softens the look of your building.

Timber cladding is a highly versatile material which can be used both internally and externally, on new build and refurbishment projects. It is also easy to enhance the performance and longevity of cladding by applying treatments, which can also be used to customise the look and style of your building.

A RENEWABLE RESOURCE

While growing, trees absorb carbon dioxide from the atmosphere, capturing carbon which is then stored while being used as a building material. As a natural product, timber needs less energy to be produced compared to concrete or steel; by it's very nature, timber cladding is a renewable resource and can be recycled at the end of it's serviceable life.

For your peace-of-mind, many Premier Claddings can be supplied with an FSC® (Forest Stewardship Council®) claim or PEFC (Program for the Endorsement of Forest Certification Schemes) claim to demonstrate they are made from timber sourced in responsibly managed forests.

We also offer homegrown species, which have a significantly reduced carbon footprint compared to imported species.

EXPERTISE & SERVICE

Premier Claddings are produced by Premier Forest Products, a leading, independent supplier of timber products, offering quick and reliable Nationwide delivery from multiple sites across the UK.

Our team of cladding specialists are on-hand to offer advice and guidance on your projects, from start to finish and beyond; we offer after-care advice, making sure that you get the most out of your cladding.

In addition, we can supply all the materials you need to complete your project, including wall battens, fixings and more... and advise on those too!

CARE & CRAFTSMANSHIP

Premier Claddings are produced from top quality timber and beautifully machined in the UK by Premier Forest's in-house workshops, in a variety of styles to suit any budget.

In addition, we can create bespoke profiles for your individual design.

TREATMENTS & FINISHES

Adding treatments to the cladding timber at the manufacturing stage is more effective and long-lasting than applying post-installation.

We offer factory-applied treatments which can prolong the life-service of your cladding and make it more durable. Specialist fire treatments are available for both internal and external applications. Coatings such as paints and stains can also be applied to customise your cladding to suit your needs.

Working with the latest architectural trends, we partner with specialists to offer a range of Japanese-inspired Shou-Sugi-Ban® Charred Cladding, for a highly unique and contemporary look.

Always seek advice about treatment and after-care to preserve the aesthetics and style you want to achieve in the longer term.

Charred Cedar, Yakisugi Dento, MAD Atelier Architects



Burnt Larch, Shiberiatora, Heavy Brush

CHOOSE YOUR TIMBER SPECIES

The timber species you choose will largely depend on the look you want to achieve and budget, balanced with the longevity of the species. Premier Claddings offer a wide range of species to fit your budget and we can advise on the most suitable timber to meet your individual needs.

We offer the following species as standard:

- **Western Red Cedar**
- **Canadian Larch**
- **Imported Larch**
- **Imported Douglas Fir**
- **Thermowood®**
- **European Redwood**
- **Homegrown Cedar**
- **Homegrown Larch**

As a guide, western red cedar is the highest quality species, followed by imported larch through to homegrown larch as the most cost effective option.

In addition we offer the following species on special order, including a choice of hardwoods:

- **Accoya**
- **Red Grandis**
- **European Oak**
- **Iroko**

As a natural material, timber is durable and sustainable, with every tree featuring different patterns, grains and knots. This means that your cladding will have a unique character, with an individual look.

Remember to ask for our advice about treatment and after-care to preserve the aesthetics and style you want in the longer-term as this may affect the species you choose.

When ordering, please allow for up to 15% waste for cutting around defects and end trimming, for all species.



Cladding profiles can be a cost-effective way to create contemporary outdoor fencing as shown here.

CANADIAN WESTERN RED CEDAR

APPEARANCE

Canadian western red cedar features beautiful red, pink and brown tones making it a popular cladding choice on aesthetics alone. It can be left untreated to achieve a classic silver tone.

PERFORMANCE

Canadian western red cedar's durability is outstanding, being extremely resistant to insect attack, rot and decay, as well as resistant to splitting and movement once installed.

Extremely stable with a very low shrinkage factor, western red cedar is resistant to warping and twisting.

LONGEVITY

Expected service life is 60 years (out of ground contact).

IMPORTED CANADIAN LARCH

APPEARANCE

Canadian larch has a tight, straight grain and the grade allows limited sound knots. It has a consistent, soft yellow-white colour with golden hues.

PERFORMANCE

A slow growing species, Canadian larch is a strong, stable and moderately dense timber. With sound, live knots, Canadian larch is a desirable wood for cladding, since the knots do not fall from the boards when worked.

LONGEVITY

Expected service life is 20 years (out of ground contact).

IMPORTED LARCH

APPEARANCE

Imported larch has a consistent, soft gold colour. It is slow grown and therefore features a tight, straight grain.

Imported larch is available in two different grades:

1. Unsorted grade is a higher end grade, allowing occasional small knots but many boards are free from defects
2. Sawfalling grade allows for more frequent, larger knots up to the size of a 50p piece

PERFORMANCE

Being slow-grown, imported larch is incredibly dense and stable.

LONGEVITY

Expected service life is 30-50 years (out of ground contact).

IMPORTED DOUGLAS FIR (BRITISH COLUMBIAN FIR)

APPEARANCE

Douglas fir is a characterful timber which is a rich red-brown colour, but often features variations of pink, brown and cream depending on the cut of the tree. It includes knots and has a larger grain pattern which, added to the colour variations, makes Douglas fir a popular choice for timber cladding. Left untreated, it will weather to a stunning silver-grey colour.

Douglas fir is available in two grades:

- Classic; faster growing which have widely spaced growth rings and a coarser texture with a bold grain and larger, more frequent knots compared to Premium.
- Premium; slower growing trees have growth rings which are closer together, resulting in a timber of exceptional quality and texture, with a few small knots.

PERFORMANCE

Moderately dense and hard wearing, Douglas fir is known for its strength and durability. As a softwood, it is by nature resilient to fungal decay and insect attack. Douglas fir has a high resin content and can therefore be left untreated and still maintain durability over time.

LONGEVITY

Expected service life is 35 years (out of ground contact).



THERMOWOOD®

Thermowood® is thermally modified softwood which has been heat treated to over 200°C using a completely natural and non-toxic practice. This results in a product which has been especially engineered for cladding applications to achieve enhanced performance, while retaining the beauty of traditional timber.

APPEARANCE

Thermowood® contains minimal knots and has a warm, rich brown colour. If left untreated, Thermowood® will weather to a silvery grey, similar to cedar and larch.

PERFORMANCE

Thermowood® is more stable than traditional timber, so it doesn't bend, twist or warp. With minimal water absorption and less water content, Thermowood® is lightweight and very dry in nature which makes it resistant to decay, fungi and insect damage. In addition, being dry gives Thermowood® a very smooth finish for precision machining.

LONGEVITY

Expected service life is 30 years (out of ground contact).

EUROPEAN REDWOOD

APPEARANCE

Premier Claddings' European redwood is green pressure treated to give a subtle finish while allowing the natural, medium density grain of the wood to show.

PERFORMANCE

European redwood is a good quality, slow-grown timber which makes it very dense and therefore stable. Its low moisture content and open cell structure, makes the species ideal for protecting against decay and insect attack with pressure treatment which is easily absorbed.

LONGEVITY

Expected service life is 30 years (out of ground contact).

HOMEGROWN CEDAR

British 'homegrown' cedar is a cost effective alternative to Canadian western red cedar. The timber is grown sustainably in the UK, and therefore offers a significantly reduced carbon footprint compared to imported species.

APPEARANCE

Faster growing than Canadian western red cedar, homegrown cedar features frequent small-to-medium sized knots which can appear feathered around the edges. It is a soft amber colour and if left untreated, the cedar will lighten to a subtle, silver-grey.

PERFORMANCE

Homegrown cedar from Premier Claddings is air dried naturally to achieve a high quality, smooth finish when machining. It is stable with low shrinkage.

LONGEVITY

Expected service life is 15-20 years (out of ground contact).

HOMEGROWN LARCH

British 'homegrown' larch is the most cost-effective option in the Premier Claddings collection. Grown in the UK, homegrown larch offers a significantly reduced carbon footprint versus imported species.

APPEARANCE

Homegrown larch has subtle pink-red tones and a natural, rustic appearance containing more knots than imported larch. If left untreated, the larch will lighten to a subtle, silver-grey.

PERFORMANCE

Larch boards from Premier Claddings are kiln dried prior to machining to enable quality, precision machining. Larch naturally has a high resin content, which make it strong and more resistant to rot and decay versus lower resin species.

LONGEVITY

Expected service life is 20-25 years (out of ground contact).

USE THE RIGHT FIXINGS WITH YOUR CHOSEN SPECIES

Take care to choose the correct fixings when installing cladding, as some species can react with certain metals. As a general rule, use good quality galvanised or stainless steel fixings which are suitable for outdoor use and are stable with all species. We can supply your fixings, so if in doubt, just ask.

Homegrown Cedar, Screen Profile

European Oak, Bespoke Profile

Homegrown Larch, Vertical Shadow Gap 150mm Profile

PROFILES TO SUIT YOUR STYLE

The profile that you choose depends on the look you want to achieve for your building; all have good weather-proofing properties when fitted correctly. Note that installation costs are likely to be higher with a narrower cladding board, because more boards need to be fitted to cover the same area.

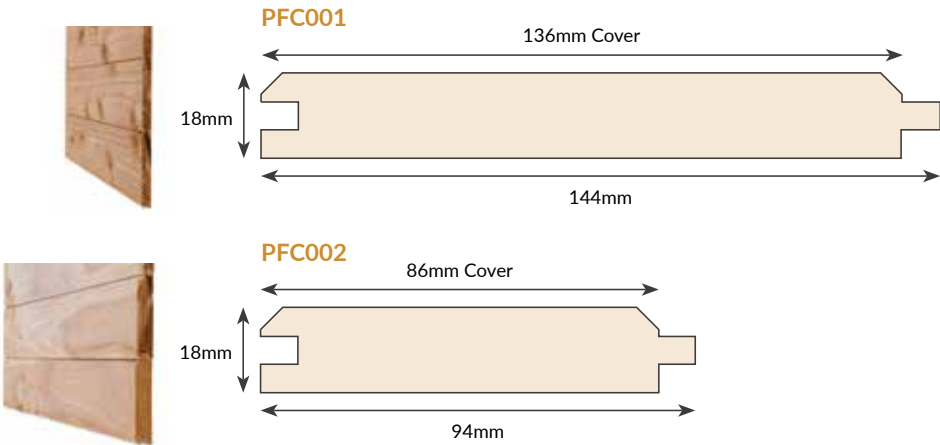
The standard sizes available are:

- 22 x 100mm
- 22 x 150mm

We have in-house milling and machining workshops, so please ask if you would like a bespoke size or profile.

TONGUE & GROOVE V-JOINT (VERTICAL & HORIZONTAL CLADDING)

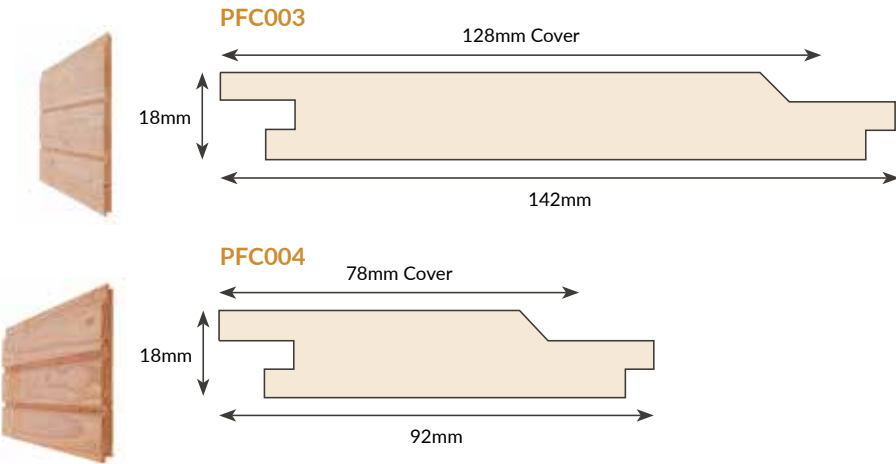
The tongue & groove V-joint profile is fitted vertically. A bevel on both edges of the face creates a neat V-shaped shadow line that accentuates the height or width of your façade.



HORIZONTAL SHADOW GAP (HORIZONTAL CLADDING)

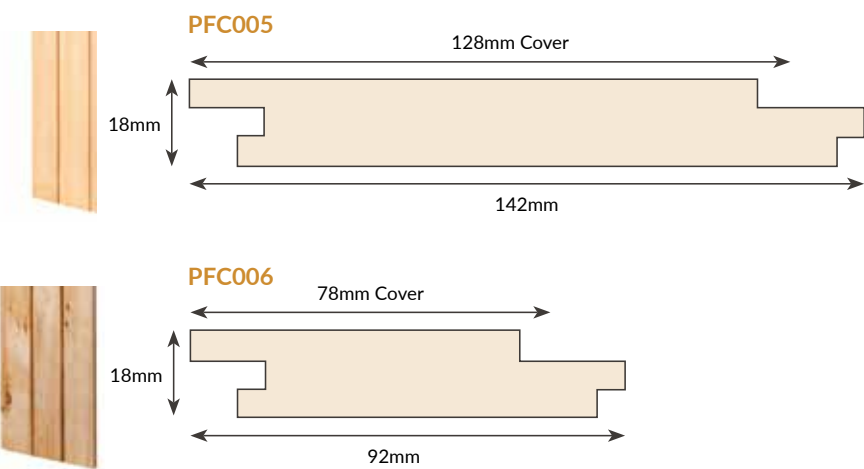
Horizontal shadow gap cladding profile is a modern and contemporary profile which produces a soft 'V' shape shadow effect. The profile allows hidden fixings by having an extended top half to the rear of the piece - this means nails and screws can be covered over after fixing.

Horizontal shadow gap is a very popular profile which tends to look more traditional and works well on short, wide buildings.



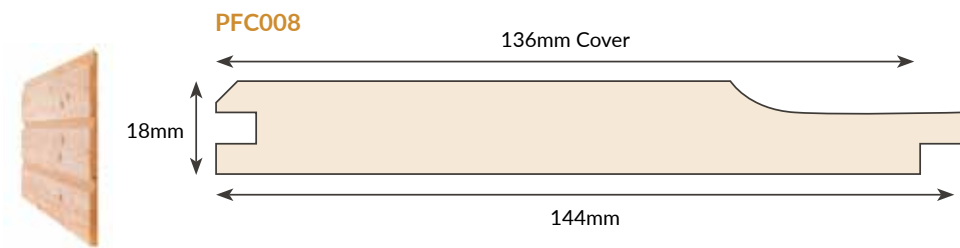
VERTICAL SHADOW GAP (VERTICAL CLADDING)

Vertical shadow gap cladding is popular with stylish, architecturally lead projects because it creates a modern and striking finish. The profile works well on tall, thin elevations, creating a distinctive square shadow gap which uses natural sunlight to visually enhance the building.



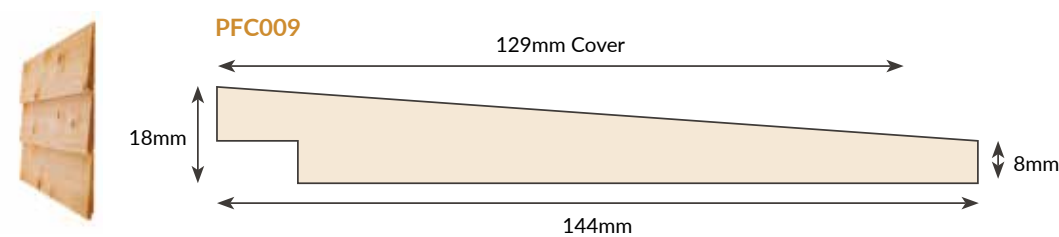
SHIPLAP (VERTICAL & HORIZONTAL CLADDING)

Usually fitted horizontally, shiplap cladding is a traditional profile which creates a weather-tight exterior. An overlap is created when the cladding boards fit together, to provide weather proofing to an exterior façade. Shiplap cladding has a small channel running along side the timber which allows water to run off the building very quickly.



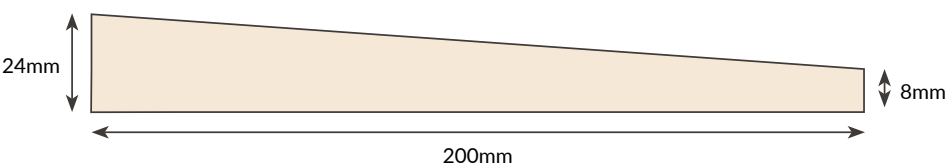
FEATHEREDGE REBATED (HORIZONTAL CLADDING)

The featheredge rebated profile is installed horizontally and accentuates the width of any façade. Tapered boards overlap to create well-defined shadow lines and add a sense of texture.



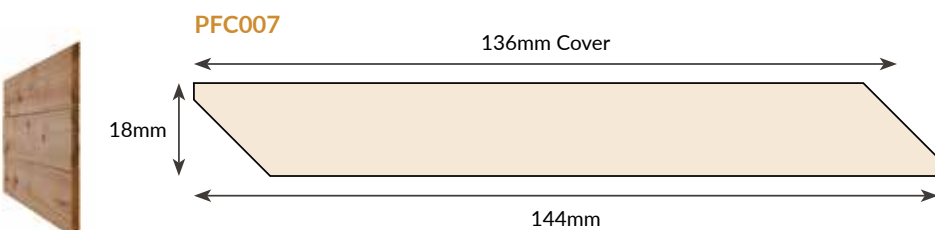
FEATHEREDGE SAWN (HORIZONTAL CLADDING)

A featheredge sawn profile (or featheredge cladding) is fitted horizontally and is also known as weatherboarding or feather-edge boarding. The profile is simply a sawn board cut on the diagonal to produce a tapered board that is overlapped when fitted. This allows rainwater to run off the timber easily.

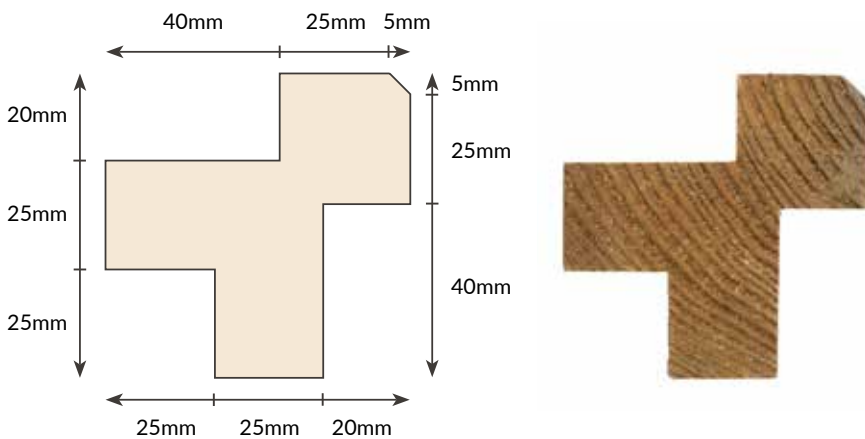


SCREEN (HORIZONTAL CLADDING)

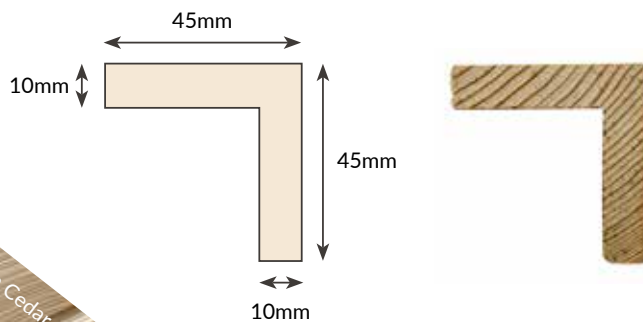
Screen or rainscreen cladding is installed horizontally. It is chamfered on both edges to provide an overlap between the boards and to drain water to the outside. The screen profile's open joints creates strong shadow lines between the boards, while enabling good air circulation and allowing for dimensional movement.



EXTERNAL TRIM E1



EXTERNAL TRIM E2



Black Painted Featheredge Profile

Homegrown Cedar, Horizontal Shadow Gap 150mm Profile with E2 Trim

WANNEY EDGE

Similar to featheredge, waney edge cladding is designed to be fitted horizontally with the boards overlapping each other. Waney edge boards feature one square edge and one irregular 'wavy' edge which is totally unique. This is because the board is cut from the outer part of the tree and often includes bark.

Our unseasoned waney edge cladding is made from homegrown larch which contains knots. Boards are 200 x 22mm but this varies between 150mm to 250mm due to the natural character of the profile. Coverage is typically 150mm.

CEDAR SHINGLES

An increasingly popular choice for roofs, cedar shingles are installed in the same way as tiles (overlapped & pinned), are maintenance-free and have additional environmental credentials; timber is an effective way to capture carbon and is a renewable source which is recyclable at the end of its serviceable life.

Cedar is a highly durable species with a serviceable, maintenance-free life of 60+ years, making it a great choice for wall cladding and roofing. A stunning reddish-brown colour, cedar shingles will weather to a subtle silvery-grey, giving your building a traditional, characterful look.

We offer top-quality Blue Label shingles which are PEFC certified, plus cedar roof ridges, hips and exterior-use fixings to complete your project.



Waney Edge Oak and Western Red Cedar Doors



Cedar Shingles




Cedar Shingles

**SHOU-SUGI-BAN®
CHARRED TIMBER CLADDING**

If you're looking for something extra-special and unique, take a look at Shou-Sugi-Ban® Charred Timber Cladding. The ancient Japanese art of burning or charring timber is used to create beautiful, long-lasting cladding in a range of spectacular colours and finishes.

Premier Forest Products works with Shou-Sugi-Ban® specialists to bring you a distinctive and characterful style for your building.

CHARRED DOUGLAS FIR




Ao, Blue



Ki, Yellow




Kiji



Kuro



Mobu, Purple



Orenji, Orange



Roze, Red



Shedo, Grey

CHARRED OAK



Hokkaido, Wire Brush



Honshu

Images courtesy of Shou-Sugi-Ban®



Charred Larch, Shiberiadora, Heavy Brush

Charred Larch, Takage

CHARRED LARCH




Byakko, White




Koshikiima, Light Brush



Shiberiadora, Heavy Brush



Shikoku



Takage

CHARRED CEDAR



Dento Yakisugi, Clear



Kurai Yakisugi, Brushed Flat Sawn Dark



Yama Yakisugi, Brushed Flat Sawn Light

Images courtesy of Shou-Sugi-Ban®

CLADDING OVERVIEW

CLADDING AT A GLANCE

Species	CANADIAN WESTERN RED CEDAR (SOFTWOOD)	IMPORTED CANADIAN LARCH (SOFTWOOD)	IMPORTED LARCH (SOFTWOOD) UNSORTED GRADE	IMPORTED LARCH (SOFTWOOD) SAWFALLING GRADE	IMPORTED DOUGLAS FIR (BRITISH COLUMBIAN PINE, SOFTWOOD) CLASSIC GRADE	IMPORTED DOUGLAS FIR (BRITISH COLUMBIAN PINE, SOFTWOOD) PREMIUM GRADE	THERMOWOOD® (MODIFIED TIMBER)	EUROPEAN REDWOOD (SCOTS PINE, SOFTWOOD)	HOMEGROWN CEDAR (SOFTWOOD)	HOMEGROWN LARCH (SOFTWOOD)
Durability	Class 2, Durable	Class 3, Moderately Durable	Class 3, Moderately Durable	Class 3, Moderately Durable	Class 3, Moderately Durable	Class 3, Moderately Durable	Class 2, Durable	Class 4, Slightly Durable	Class 3, Moderately Durable	Class 3, Moderately Durable
Certification	PEFC certified	PEFC certified	FSC certified	FSC certified	PEFC certified	PEFC certified	PEFC certified	FSC certified	FSC certified	FSC certified
Movement Class (Stability)	Small	Small	Small	Small	Small	Small	Small	Medium	Small	Small
Moisture Content	18-20%	18-22%	18-20%	18-20%	12-14%	12-14%	5-6%	16-18%	>30%	18-20%
Density (kg/m³)	330-390	665-675	570-650	550-590	510-550	510-550	350-480	500-540	330-390	470-650
Knots	Small, Infrequent	Small, Frequent	Small, Few	Small, Few	Small to Medium, Frequent	Small, Mostly Clear	Small to Medium, Frequent	Variable	Small, Frequent	Small to Medium, Frequent
Colour	Red, Pink & Brown Tones	Soft Gold / Pale Yellow	Soft Gold / Pale Yellow	Soft Gold / Pale Yellow	Reddish-Brown, Light Brown	Reddish-Brown, Light Brown	Warm, Rich Brown	White / Cream	Soft Amber	Pink-Red Tones
Expected Life Service*	60 years +	20 years +	30-50 years	30-50 years	35 years	35 years	30 years	30 years	15-20 years	20-25 years

When ordering, please allow for up to 15% waste for cutting around defects and end trimming, for all species. *Out of Ground Contact.

DURABILITY CLASS

Natural Durability Class	Description	Desired Service Life / Years	
		Occasionally Wet (1)	Frequently Wet
1	Very Durable	60 +	60
2	Durable	60	30
3	Moderately Durable	30	15 (2)
4	Slightly Durable	15 (2)	<15 (2)
5	Not Durable	<15 (2)	<15 (2)

Note 1: Virtually all cladding should be considered as being in the ‘frequently wet’ category unless you can guarantee reduced levels of exposure to moisture e.g. by applying a specialist coating or if the cladding is fitted in a sheltered site with large eaves.

Note 2: Preservative treatment or modification of lower durability species can be used to extend service life; ask us for advice.





Image courtesy of Studio B

Delivering your vision in timber

Premier Claddings are produced by Premier Forest Products, a leading, independent supplier of timber products, offering quick and reliable nationwide delivery from multiple sites across the UK.

Premier Forest's comprehensive supply chain and in-house fabrication, processing and machining facilities mean we offer complete timber solutions with full quality assurance.

- Sheet materials
- Softwood
- Hardwood
- Landscaping timber
- Fire doors & architectural ironmongery
- Machining & milling
- Joinery solutions
- Panel processing & bespoke fabrication
- Timber engineering; roof trusses & flooring joists



Call your Regional Sales office
for more information:

North & Midlands: 0121 265 4822

Wales & South West: 01633 254 422

London & South East: 01895 253 491

sales@premierforest.co.uk

premierforest.co.uk

Look for FSC®
certified products



The mark of
responsible forestry



Premier Forest Products Ltd



@PremierForestProducts



@premierforest